



FALL 2022

Quarterly  
**Newsletter**

Provided by:

**STRICKLAND**  
**ORTHODONTICS**

---

improving life, one **SMILE** at a time

Quarterly

# Newsletter



Provided by: Strickland Orthodontics

FALL 2022

## Dear Baldwin County Dental Offices:

Here at Strickland Orthodontics, we have decided to start doing a newsletter for our local dentists! We want to keep y'all up to date with any big news involving our practice and send over a couple of our most exciting finished cases. We also wanted to use this opportunity to summarize a few relevant articles to help us all care for our patients in a more evidence based way! We hope that you all enjoy this, and we look forward to serving the Eastern Shore community alongside you. We have included Dr. Stephen and Dr. Maggie's cell phone numbers at the bottom of the page. Please reach out to them directly with any concerns, questions, or to have treatment planning conversations.

## Table of Contents:

Why 7-9?

Patient Examples

Case Studies

Strickland Happenings

Doctor's Corner

### Dr. Stephen Strickland

Diplomate, American Board of Orthodontics



### Dr. H. Len Strickland



### Dr. Maggie Grissom

Diplomate, American Board of Orthodontics







## WHY 7-9?

This quarter we wanted to focus on why it is important to send patients for an evaluation between the ages of 7 and 9. We don't often make any treatment recommendations at this age, but there are several things we assess at our observation appointments. Growth patterns, missing teeth, crossbites, ectopic eruption of permanent teeth, warning signs for canine impaction, social concerns, habit cessation, and trauma risk are all things we are looking at in regards to our early to late mixed dentition patients. At Strickland Orthodontics, we feel very strongly that it is best for the patient and family from an efficiency, financial, and oral health standpoint to keep treatment in one phase if possible. Phase one treatment is often necessary for a variety of reasons, and we think educating our patients and their families is easiest done prior to the onset of more complex problems. We believe that timely education to families about the importance of orthodontic guidance and observation of their children prior to comprehensive care will set them up for success and help to avoid complex, elongated treatment in the future.

## Patient Examples

Below you will find some cases and literature related to the topic of "Why 7-9?" that will hopefully give you some insight into why we think the timely referral of patients is so important!

**1**

Phase I Treatment:  
Class III growth pattern/posterior, anterior crossbite/social concerns



**2**

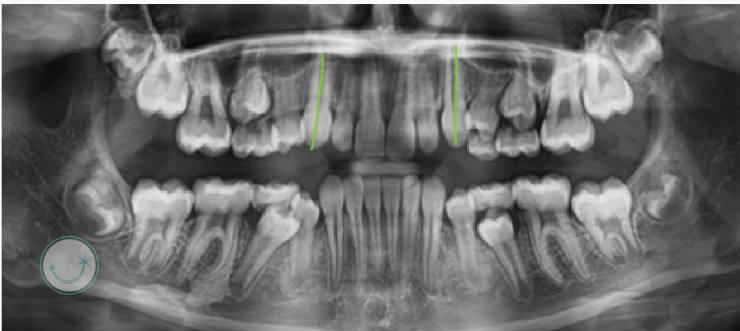
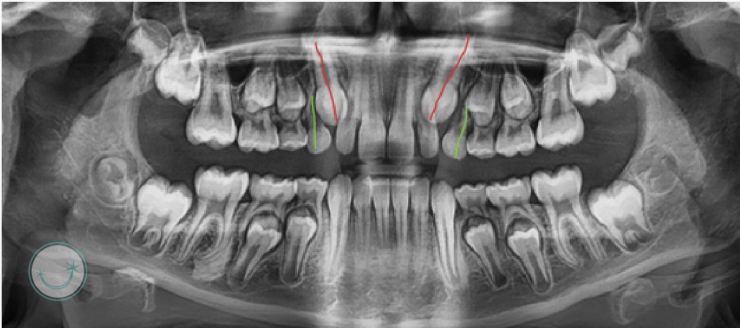
15 year old presented with concern of OJ alignment. Teeth appear relatively straight, but there is a severely impacted #13 and an impacted #2.



## Patient Examples cont.

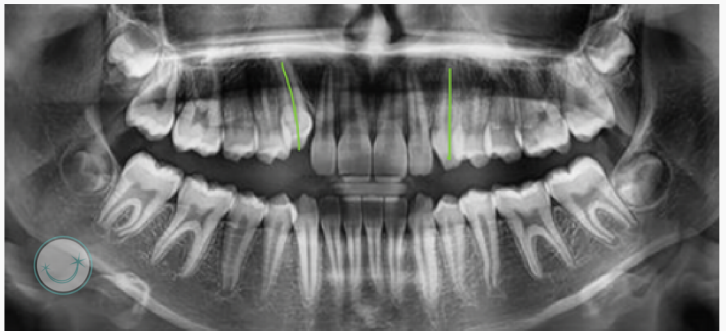
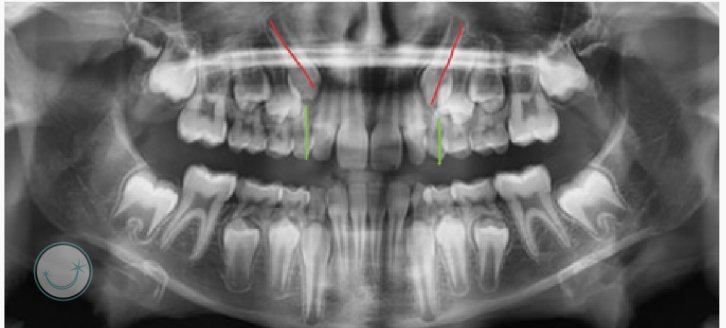
**3**

Importance of Guidance Extractions:  
One Year Follow Up



**4**

Importance of Guidance Extractions:  
Two Year Follow Up



**5**

Premature loss of lower right second primary molar and lower left first primary molar. Key--- if you ever extract a lower second molar early, you 100% need a space maintainer! We used a distalizing spring with a lower lingual holding arch to distalize #30 and regain lost space.





Patient Examples cont.

6

15 year old presented with two impacted canines-- this is what we are trying to avoid!



7

7 year old presented with an ankylosed #19. Since significant eruptive potential remains, we plan to have #19 extracted and allow #18 to mesialize and hopefully erupt in its place.



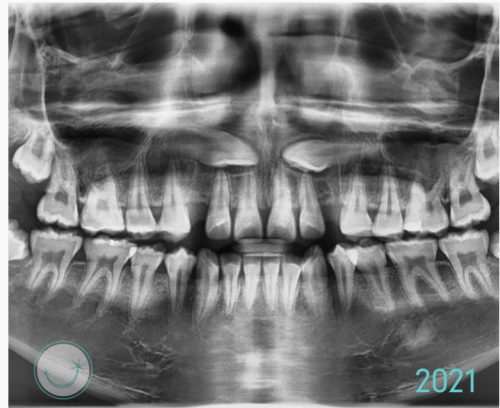
8

12 year old presented all primary canines in place and impacted #11, #22 and #27. Earlier referral and extraction of all primary canines could have potentially helped us avoid this scenario.



9

13 year old with severely impacted upper canines. We recommended exposure to help canines erupt, but parents chose not to do the surgery due to fear of sedation. Flash forward 3 years later and impaction has become more severe.

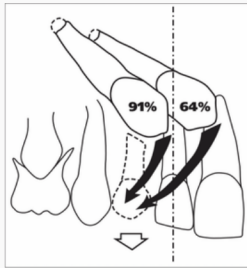


## Literature / Case Studies

1

## A Review of the Diagnosis and Management of Impacted Maxillary Canines

Marisela M. Bedoya and Jae Hyun Park  
*J Ann Dent Assoc* 2009; 140; 1485-1493



The authors proposed that extracting the primary canine before the patient is 11 years of age would normalize the erupting position of the permanent canine in 91 percent of the cases if the crown were distal to the midline of the later incisor root. However, the success rate decreases to 64 percent if the permanent canine crown is mesial to the midline of the lateral incisor root.

[https://www.dropbox.com/sh/xdmh2qwjnk7b60y/AADOR5BDRoBQZdYs0GAn8FuMa/Impactions/Impacted%20Canines/ImpctdCanines-Review%20of%20literature\\_Jae%20Park%2C%20et%20al\\_JADA-12\\_09.pdf?dl=0](https://www.dropbox.com/sh/xdmh2qwjnk7b60y/AADOR5BDRoBQZdYs0GAn8FuMa/Impactions/Impacted%20Canines/ImpctdCanines-Review%20of%20literature_Jae%20Park%2C%20et%20al_JADA-12_09.pdf?dl=0)

2

## Effects of lingual arch used as a space maintainer on mandibular arch dimension: A systematic review

Azzurra Viglianisi

- About 51% of the prematurely lost first deciduous molars and 70% of prematurely lost second deciduous molars cause loss of space and subsequent effects such as malposition or impaction of a permanent tooth in that quadrant, tipping of the first permanent molar, and crowding in the dental arch.
- Premature loss of deciduous molars has huge implications on space available for future eruption of permanent premolars. If this is necessary due to caries, either fabricating the space maintaining appliance in your office or referring to an orthodontist to assess need and fabricate the appliance is necessary in a timely manner.

[https://www.ajodo.org/article/50889-5406\(10\)00488-9/fulltext](https://www.ajodo.org/article/50889-5406(10)00488-9/fulltext)

3

## Large overjet as a risk factor of traumatic dental injuries: a prospective longitudinal study

Jean-Paul Schatz, Enrico Ostini, Magnus Hakeberg and Starvos Killiardi

- If overjet is greater than 6 mm, you have 4x the likelihood of experiencing a dental traumatic injury.
- 93.4% of injuries occurred between ages 8-12 years old

<https://progressinorthodontics.springeropen.com/track/pdf/10.1186/s40510-020-00341-5.pdf>

4

## Self-harm, dentofacial features, and bullying

Zaid B. Al-Bitar, Hawazen N. Sonbol, Iyad K. Al-Omari, Serene A. Badran, Farhad B. Naini, Mahmoud K. AL-Omiri, and Ahmad M. Hamdan

- In Jordan, previous work has shown that 47.0% of children aged 11-12-years reported being bullied, with the most common feature targeted being teeth, specifically spaced or missing teeth, shape and color, and prominent maxillary teeth.
- In the present study, 21.8% of adolescents reported self-harm as a result of bullying targeted at their dentofacial features. Interestingly, the top 3 features identified for self-harm in this study; tooth shape and color, the gap between teeth or missing teeth, and "top front teeth stick out," were the same top 3 features targeted by bullies in several earlier studies.

<https://www.ajodo.org/action/showPdf?pii=50889-5406%2822%2900100-7>



## Doctor's Corner

Hi everyone! I have met a few of you around town, but I wanted to take this opportunity to introduce myself. My name is Maggie Grissom, and I am the newest member of the Strickland Orthodontic Team. I joined the practice in August of 2021 but was working part-time. I traveled back to Houston, Texas every other week to be with my husband, Austyn, and pup, Callie, while he completed residency. I am excited to announce that we are now officially Fairhope residents! I can't wait to start experiencing all of the great things about the Eastern Shore and meet you all in person soon. I am so lucky to have the opportunity to practice alongside the Stricklands and continue on the legacy of quality orthodontic treatment in the positive and fun environment that Dr. Strickland established 44 years ago!

## Dr. Maggie Grissom

Diplomate, American Board of Orthodontics



Fun fact: I love to read! I had a hard time keeping up my love for reading during dental school, but the 2020 shut down rekindled my hobby. In the quarterly newsletter, I want to give you three of my favorite books. The three books below are nothing alike, so I hope that there is something for everyone!

### Book Lovers

By: Emily Henry

Rom-Com lover's book!

### Digital Fortress

By: Dan Brown

A techno-thriller that I could NOT put down!

### The Ruthless Elimination of Hurry

A good reminder to slow down and the benefits of doing so!

## Strickland Happenings



### Meet Stephanie!

Stephanie is our fearless Office Manager at SO. She has been with the practice for about 6 years and has significantly helped our practice expand! We are so thankful for her dedication to our team and to our patients!



### Meet Mandy!

Mandy has recently been promoted to Front Desk Lead (congrats!) and helps coordinate our staff and provide guidance to our team. We are looking forward to seeing the great things she will do!

## Follow Us!



Strickland Orthodontics



@stricklandorthodontics



@strickland\_orthodontics

H Len Strickland DDS

Maggie Grissom DMD MSD

Diplomate, American Board of Orthodontics

Stephen Strickland DMD MS

Diplomate, American Board of Orthodontics

Fairhope: 7489 Parker Road | 251.928.9292

Fairhope South: 19059 South Greeno Road | 251.928.9292

Spanish Fort: 9816 Millwood Circle | 251.272.3232

Bay Minette: 1901 Hand Ave. | Foley: 815 North Alston St.

Email: [Smile@StricklandOrthodontics.com](mailto:Smile@StricklandOrthodontics.com) | Text: 251.272.3232

improving life, one SMILE at a time